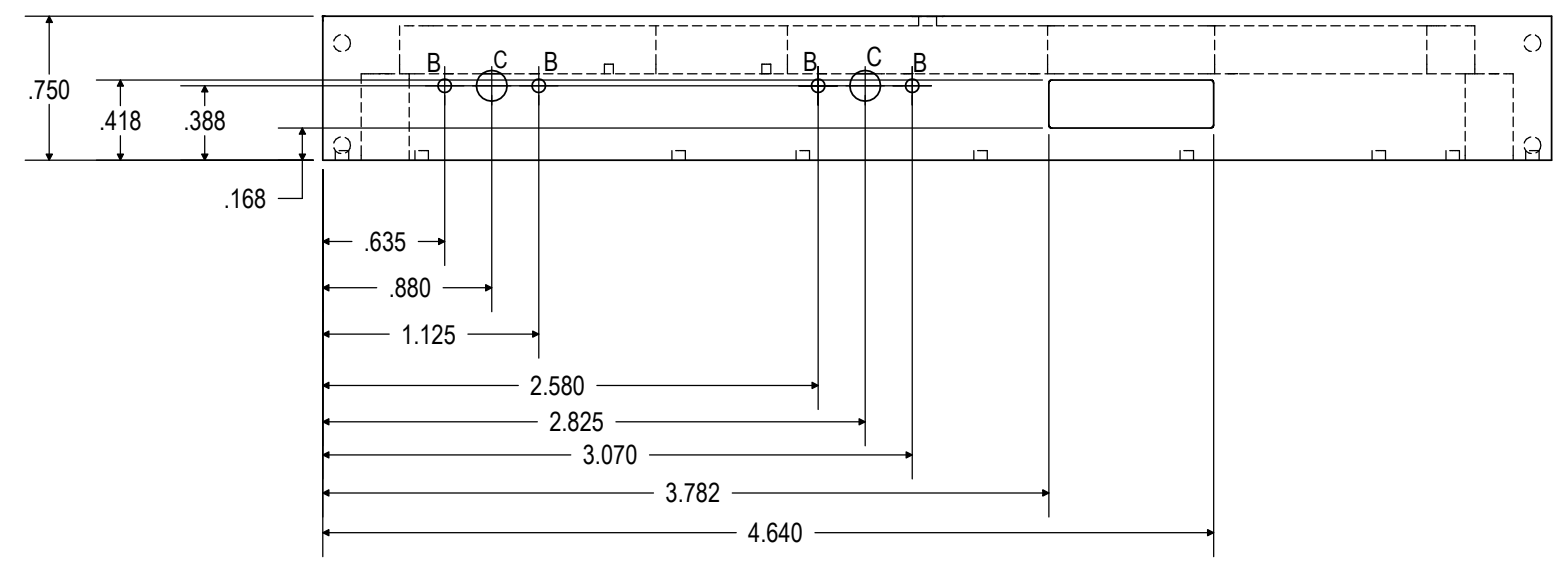
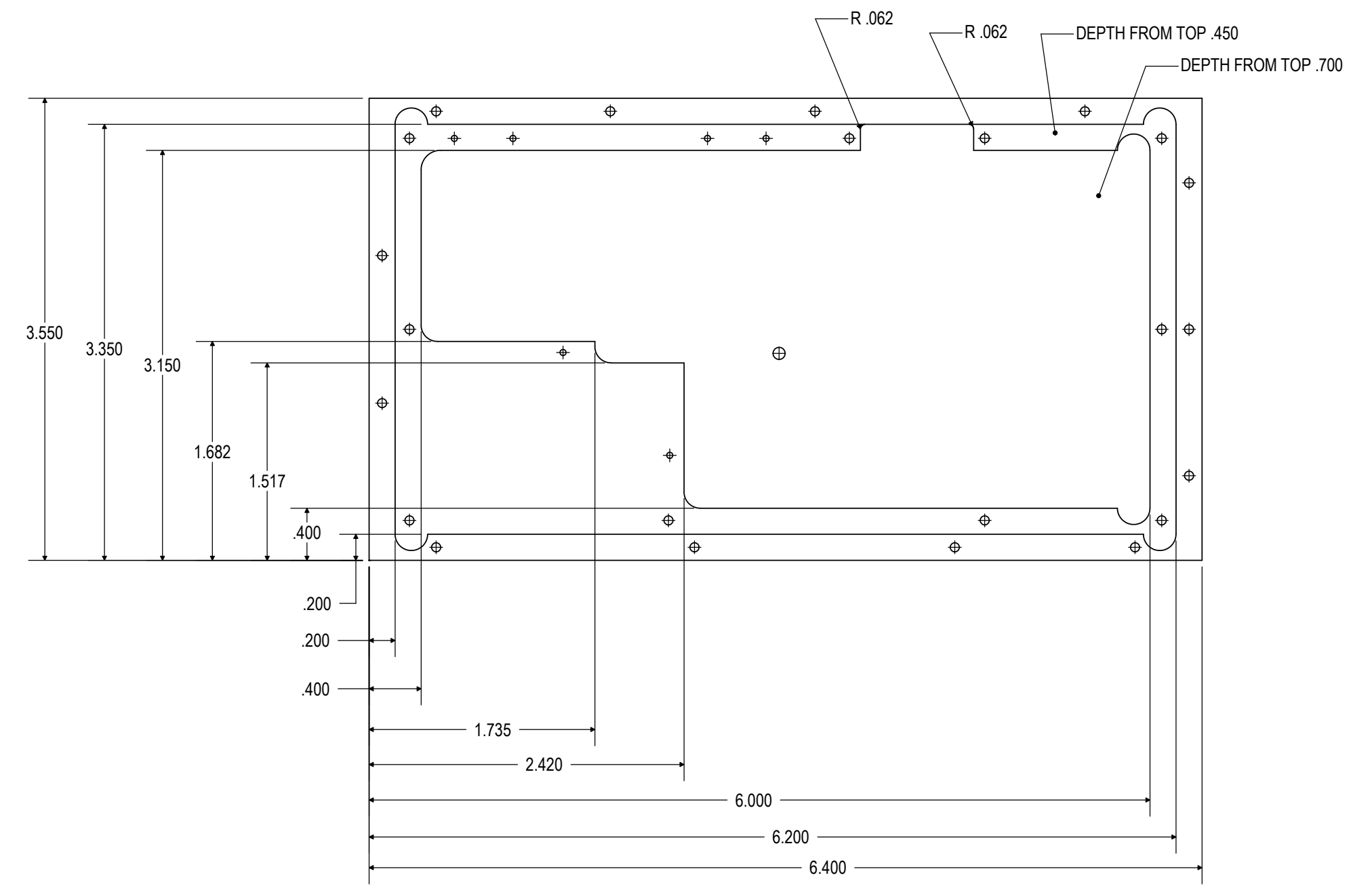


REVISIONS				
ZONE	LTR	DESCRIPTION	DATE	APPROVED

DWG NO 380-010088-001



BACK VIEW

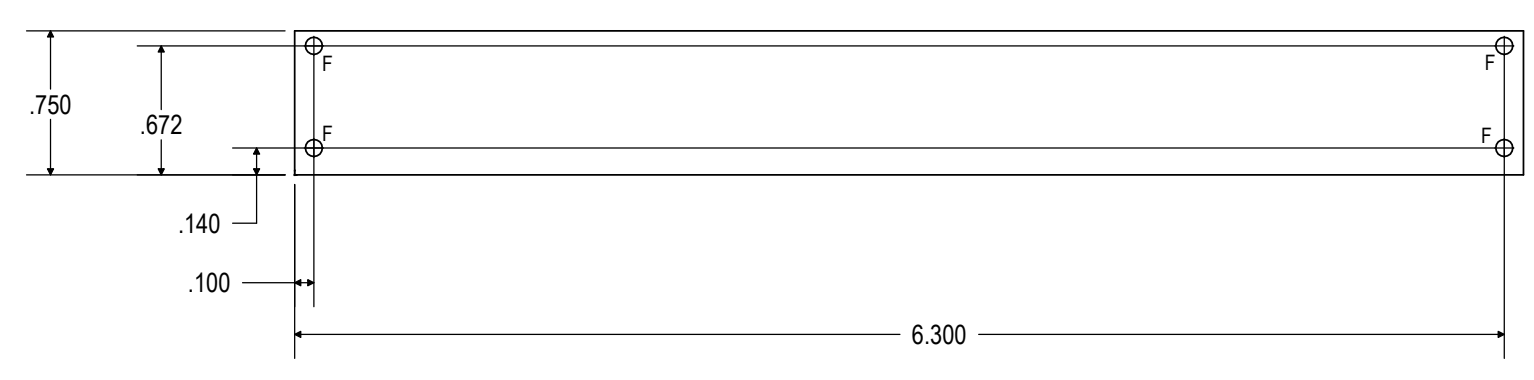


TOP VIEW

HOLE PLAN

- A - TAP 2-56 X .200 DEEP 23 PLS.
- B - TAP 2-56 THRU 4 PLS.
- C - .160 DIA. THRU 2 PLS.
- D - TAP 0-80 X .200 6 PLS.
- E - DRILL .0935 DIA. THRU, C'SINK .175 DIA. X 82 DEG FROM BOTTOM 1 PLS.
- F - TAP 4-40 X .200 DEEP 4 PLS.

NOTES:
ALL RADIUS .125

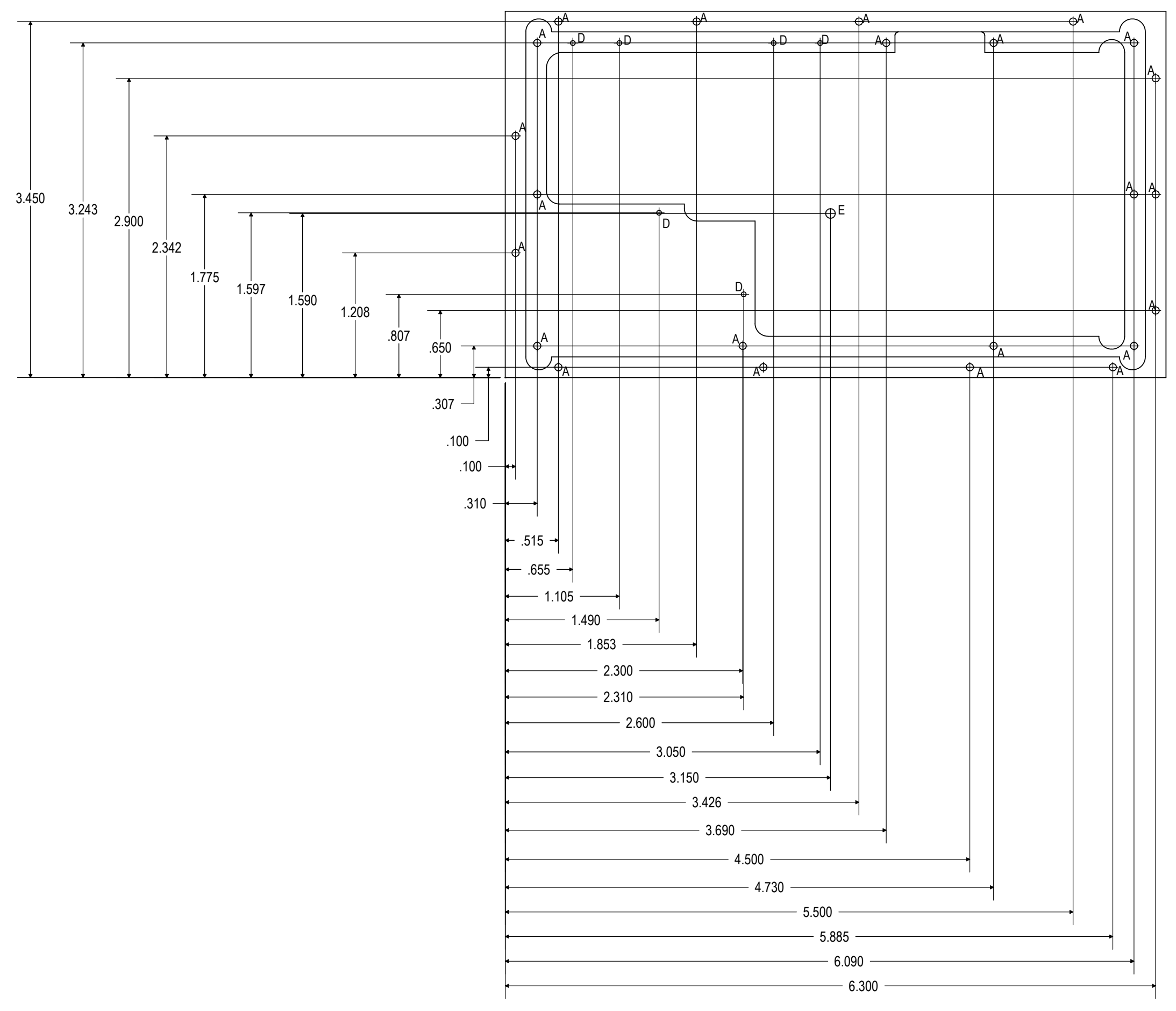


FRONT VIEW

MATERIAL AL		CONTRACT NO. CONTRACTOR		PRAXSYM, INC. 120 South Third Street Fiber, IL 61543 (217) 897-1744
FINISH CLEAR IRIDITE		DESIGNED BY Dora Spracklen	ENGINEER	
		CHECKED BY	PRODUCTION	SYNTHESIZER CHASSIS
		Q.C.	MECHANICAL	
		DESIGN ACTIVITIES APPROVAL		SIZE D 1FYT4
		NEXT ASSY	USED ON	DWG NO 380-010088-001
		APPLICATION		SCALE 010088MD.SLDRW
				REV. 1 SHEET 1 OF 2

REVISIONS				
ZONE	LTR	DESCRIPTION	DATE	APPROVED

DWG NO 380-010088-001



MATERIAL AL		CONTRACT NO.		PRAXSYM, INC.		120 South Third Street Fisher, IL 61943 (217) 897-1744	
FINISH CLEAR IRIDITE		CONTRACTOR		DRAWN BY Dora Spracklen 9/02	ENGINEER	PRODUCTION	
				CHECKED BY Q.C.	MECHANICAL		
					DESIGN ACTIVITIES APPROVAL		
				NEXT ASSY	USED ON	SIZE D	FILENAME 010088MD.SLDRW
				APPLICATION		DWG NO 380-010088-001	REVISION 2 OF 2